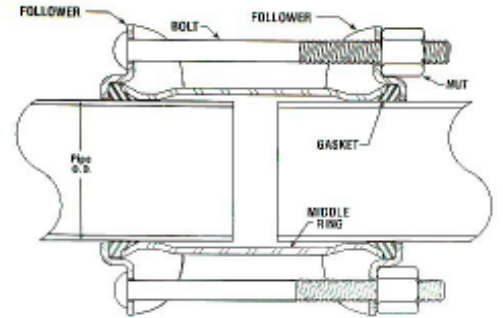


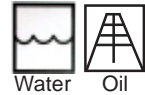
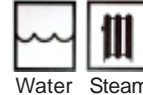
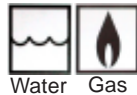


For Water Service

STYLE 38 COUPLINGS FOR STEEL PIPE



Anatomy of a Style 38 Dresser Coupling



Size	[OD]	Armored	Plain	Steam	Oil
1/2"	IPS [.84]	2801002	2801302	-	-
3/4"	IPS [1.05]	2801004	2801304	-	-
1"	IPS [1.32]	2801006	2801306	-	-
1 1/4"	IPS [1.66]	2801008	2801308	-	-
1 1/2"	IPS [1.90]	2801010	2801310	-	-
2"	IPS [2.38]	2801012	2801312	2801498	2801663
2 1/2"	IPS [2.88]	2801014	2801314	2801500	2801664
3"	IPS [3.50]	2801016	2801316	2801502	2801666
3 1/2"	IPS [4.00]	2801018	2801318	2801503	2801667
4"	IPS [4.50]	2801020	2801320	2801504	2801668
5"	IPS [5.563]	2801022	2801322	2801506	2801670
6"	IPS [6.63]	2801024	2801324	2801508	2801672
8"	IPS [8.63]	2801026	2801326	2801510	2801674
10"	IPS [10.75]	2801028	2801328	2801512	2801676
12"	IPS [12.75]	2801030	2801330	2801514	2801678

- All **Style 38's** feature a Fusion-Bonded Epoxy Coating to prevent corrosion, except for Steam Couplings (Red Shop Coat)
- All **Style 38's** have corrosion-resistant alloy bolts and nuts (5/8" x 8 1/4")
- **Wal-Rich** stocks all Style 38's with **5"** long **middle rings** (the body of the coupling)
- For special sizes or configurations, call our Dresser Specialists at 800-221-1157



For Water Service

STYLE 38 COUPLING FOR DUCTILE IRON PIPE SIZES



Plain Gaskets



Water

W-R#	Description	[OD] DIP
2801412	2" DIP	[2.50]
2801414	3" DIP	[3.80]
2801416	4" DIP	[4.80]
2801418	6" DIP	[6.90]
2801420	8" DIP	[9.05]
2801422	10" DIP	[11.10]
2801424	12" DIP	[13.20]
2801426	14" DIP	[15.30]
2801430	16" DIP	[17.40]
2801434	18" DIP	[19.50]
2801438	20" DIP	[21.60]
2801442	24" DIP	[25.80]
2801446	30" DIP	[32.00]
2801448	36" DIP	[38.30]

- Style 38 Couplings for Ductile IPS Sizes feature Steel middle rings and followers.

- Plain Gaskets are OD specific, and do not accommodate an expanded range of fit.

- Also available with Stainless Steel Bolts & Nuts



For Water Service

GALVANIZED STYLE 38 COUPLING FOR STEEL PIPE SIZES



Armored Gaskets



Water

W-R#	Description	# of Bolts	Min
2802002	2" IPS	3	1
2802004	2½" IPS	3	1
2802006	3" IPS	4	1
2802008	4" IPS	4	1

- Heavy Galvanized coating for submerged applications, such as water tanks, ships.
 - Max Temp: 212°

STYLE 128 FLANGED COUPLING ADAPTERS



Plain Gaskets



Water

STEEL PIPE

W-R#	Description	[OD] STEEL
2831502	4"	[4.50]
2831504	6"	[6.63]
2831506	8"	[8.63]
2831508	10"	[10.75]
2831510	12"	[12.75]

DUCTILE IRON PIPE

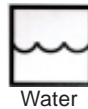
W-R#	Description	[OD] DIP
2831002	4" DIP	[4.74-5.16]
2831004	6" DIP	[6.84-7.16]
2831006	8" DIP	[8.99-9.36]
2831008	10" DIP	[11.04-11.46]
2831010	12" DIP	[13.14-13.56]

- AWWA Class D Flange - 150 PSI rating



For Water Service

**STYLE 65 GALVANIZED
COMPRESSION FITTINGS
FOR STEEL PIPE**



Armored Gaskets

W-R#	Diameter
2804202	1/2" Short #65 Coupling
2804204	3/4" Short #65 Coupling
2804206	1" Short #65 Coupling
2804208	1 1/4" Short #65 Coupling
2804210	1 1/2" Short #65 Coupling
2804212	2" Short #65 Coupling

W-R#	Diameter
2804002	1/2" Long #65 Coupling
2804004	3/4" Long #65 Coupling
2804006	1" Long #65 Coupling
2804008	1 1/4" Long #65 Coupling
2804010	1 1/2" Long #65 Coupling
2804012	2" Long #65 Coupling

W-R#	Diameter
2804402	1/2" #65 90° Elbow
2804404	3/4" #65 90° Elbow
2804406	1" #65 90° Elbow
2804408	1 1/4" #65 90° Elbow
2804410	1 1/2" #65 90° Elbow
2804412	2" #65 90° Elbow

W-R#	Diameter
2804602	1/2" #65 Tee
2804604	3/4" #65 Tee
2804606	1" #65 Tee
2804608	1 1/4" #65 Tee
2804610	1 1/2" #65 Tee
2804612	2" #65 Tee


W-R#	Diameter
2804301	1/2" #65 Male Adapter
2804302	3/4" #65 Male Adapter
2804304	1" #65 Male Adapter
2804306	1 1/4" #65 Male Adapter
2804308	1 1/2" #65 Male Adapter
2804310	2" #65 Male Adapter

- For Water Service. Rated to 150 PSI, at temperatures up to 150 degrees



For Water Service

STYLE 88 BRASS COMPRESSION COUPLINGS FOR COPPER PIPE



Water

150° AT 150 psi

W-R#	Description	[OD]
2805404	1/2" CTS	[.63]
2805406	3/4" CTS	[.88]
2805408	1" CTS	[1.13]
2805410	1 1/4" CTS	[1.38]
2805412	1 1/2" CTS	[1.63]
2805414	2" CTS	[2.13]

(Style 65 with insulating sleeve)

STYLE 90 HEAVY-DUTY COMPRESSION FITTINGS FOR STEEL PIPE



Style 90 Standard Seal couplings are "seal-only"

Gasket



Armored Gasket



Water Gas

W-R#	Description
2806004	3/4" Style 90 Coupling
2806006	1" Style 90 Coupling
2806008	1 1/4" Style 90 Coupling
2806010	1 1/2" Style 90 Coupling
2806012	2" Style 90 Coupling

W-R#	Description
2814602	3/4" Style 90 Elbow
2814604	1" Style 90 Elbow
2814606	1 1/4" Style 90 Elbow
2814608	1 1/2" Style 90 Elbow
2814610	2" Style 90 Elbow

W-R#	Description
2806502	3/4" Style 90 Male Adptr
2806504	1" Style 90 Male Adptr
2806506	1 1/4" Style 90 Male Adptr
2806508	1 1/2" Style 90 Male Adptr
2806510	2" Style 90 Male Adptr

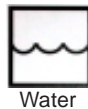
- Max Temp: 212°
 - Standard "Seal-Only" Style 90 Fittings can be used for water and gas service where allowed by local codes.



PIPING SPECIALTIES

For Water Service

STYLE 91 SERVICE SADDLES



W-R#	Description
2807001	2" X 1" Double-Stirrup
2807002	2" X 1 1/4" Double-Stirrup
2807004	2" X 1 1/2" Double-Stirrup

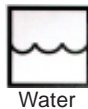
- Max Temp 212°

STYLE 118 HANDIBAND® CLAMPS

3" SINGLE BOLT CLAMPS



6" TWO BOLT CLAMPS



W-R#	Diameter x Length	
2817002	1/2" x 3"	Single Bolt
2817006	3/4" x 3"	Single Bolt
2817010	1" x 3"	Single Bolt
2817014	1 1/4" x 3"	Single Bolt
2817018	1 1/2" x 3"	Single Bolt
2817022	2" x 3"	Single Bolt
2817026	2 1/2" x 3"	Single Bolt
2817030	3" x 3"	Single Bolt
2817034	4" x 3"	Single Bolt
2817038	6" x 3"	Single Bolt

W-R#	Diameter x Length	
2817004	1/2" x 6"	Double Bolt
2817008	3/4" x 6"	Double Bolt
2817012	1" x 6"	Double Bolt
2817016	1 1/4" x 6"	Double Bolt
2817020	1 1/2" x 6"	Double Bolt
2817024	2" x 6"	Double Bolt
2817028	2 1/2" x 6"	Double Bolt
2817032	3" x 6"	Double Bolt
2817036	4" x 6"	Double Bolt
2817040	6" x 6"	Double Bolt


Lugs: Ductile Iron
Band: Stainless Steel
Bolts: Brass-Plated Alloy Steel
Gasket: Grade 304 material can be used with water, air, oils, aromatic & aliphatic hydrocarbons, gasoline, & natural gas.

SEE PAGE 11 FOR "HI-TEMP" HANDIBAND® CLAMPS



For Water Service

STYLE 360 "ALL-AROUND" REPAIR CLAMPS



Lugs: Ductile Iron
Band: Stainless Steel
Bolts: Brass-Plated Alloy Steel
Gasket: Grade 304 material can be used with water, air, oils, aromatic & aliphatic hydrocarbons, gasoline, & natural gas.

for STEEL/PVC [OD] For COPPER [OD] For CAST/DUCTILE [OD]

7.5" LONG CLAMPS

2822502 3" [3.50]	2822602 2 1/2" CTS [2.63]	2822702 3" DIP [3.73-4.00]
2822504 4" [4.50]	2822604 3" CTS [3.13]	2822704 4" DIP [4.74-5.14]
2822506 6" [6.63]	2822606 4" CTS [4.13]	2822706 6" DIP [6.84-7.24]
2822508 8" [8.63]		2822708 8" DIP [8.99-9.39]
2822510 10" [10.75]		2822710 10" DIP [11.04-11.44]
2822512 12" [12.75]		2822712 12" DIP [13.10-13.50]

12.5" LONG CLAMPS

2822002 3" [3.50]	2822102 2 1/2" CTS [2.63]	2822202 3" DIP [3.73-4.00]
2822004 4" [4.50]	2822104 3" CTS [3.13]	2822204 4" DIP [4.74-5.14]
2822006 6" [6.63]	2822106 4" CTS [4.13]	2822206 6" DIP [6.84-7.24]
2822008 8" [8.63]		2822208 8" DIP [8.99-9.39]
2822010 10" [10.75]		2822210 10" DIP [11.04-11.44]
2822012 12" [12.75]		2822212 12" DIP [13.10-13.50]



For Gas Service

**STYLE 39 COUPLING FOR STEEL--INSULATED,
FOR GAS APPLICATIONS**



Insulating Sleeve

Copper Stubout for anode connection



Insulating Sleeve, Gasket, & Spacer



Gas

W-R#	Description	Insulating Sleeve	
2803000	2"	IPS	One-End
2803002	2½"	IPS	One-End
2803004	3"	IPS	One-End
2803006	4"	IPS	One-End
2803008	6"	IPS	One-End
2803010	8"	IPS	One-End

- Features rubber insulating sleeve and anode for conductivity
- Fusion-bonded epoxy coat.
- Style 39 couplings are "Seal-Only"--for aboveground use (meter set)

**STYLE 711 BOLTED COUPLINGS
WITH "RESTRAINING SEAL"
FOR STEEL PIPE**



Yellow Seal & Restraint ID Band

Copper Stubout for anode connection



Restraint Ring tightens to prevent pipe pullout



Gas

Pullout Prevention Products



W-R#	Description	
2833002	2"	IPS - Steel Pipe
2833006	3"	IPS - Steel Pipe
2833008	4"	IPS - Steel Pipe

W-R#	Description	
2834002	2"	IPS - *PE* Pipe
2834006	3"	IPS - *PE* Pipe
2834008	4"	IPS - *PE* Pipe

- furnished with 2 heavy steel stiffeners



For Gas Service

STYLE 90 "SEAL ONLY" FITTING FOR STEEL PIPE, INSULATED FOR GAS



1/8" tap



W-R# Description

2815802	3/4"	Insulated Coupling
2815804	1"	Insulated Coupling
2815806	1 1/4"	Insulated Coupling
2815808	1 1/2"	Insulated Coupling
2815810	2"	Insulated Coupling

- Insulating sleeve and spacer to conform to local codes.
- Seal Only--no restraint.

W-R# Description

2820002	3/4"	Insulated Cplg w/ Tap
2820004	1"	Insulated Cplg w/ Tap
2820006	1 1/4"	Insulated Cplg w/ Tap
2820008	1 1/2"	Insulated Cplg w/ Tap
2820010	2"	Insulated Cplg w/ Tap

- Insulated coupling with 1/8" tapping to meet Con Ed specs.
- Heavy-duty machined-steel body.
- Seal Only--no restraint.

W-R# Description

2816002	3/4"	Insulated Elbow
2816004	1"	Insulated Elbow
2816006	1 1/4"	Insulated Elbow
2816008	1 1/2"	Insulated Elbow
2816010	2"	Insulated Elbow

- Seal Only--no restraint.

W-R# Description

2816202	3/4"	Male Insulok Adapter
2816204	1"	Male Insulok Adapter
2816206	1 1/4"	Male Insulok Adapter

- Seal Only--no restraint.



For Gas Service

“UNIVERSAL” STYLE 90 COUPLINGS WITH “RESTRAINING SEAL”

Pullout Prevention Products

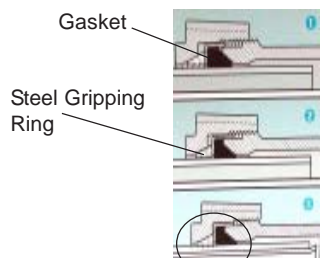


FOR SCHEDULE 40 STEEL



W-R#	Description
2816602	3/4" "Universal" Coupling
2816604	1" "Universal" Coupling
2816606	1 1/4" "Universal" Coupling
2816608	1 1/2" "Universal" Coupling
2816610	2" "Universal" Coupling

- Seal & Restraint coupling



Upon tightening nut, gasket compresses to create seal and steel rings grip pipe to prevent pullout.



Steel Gripping Ring

FOR POLYETHYLENE



W-R#	Description	SDR
2817702	3/4" "Universal"	11
2817704	1" "Universal"	11
2817706	1 1/4" "Universal"	10
2817708	1 1/2" "Universal"	11
2817710	2" "Universal"	11


- Seal & Restraint coupling



Furnished with stiffeners

“UNIVERSAL” STYLE 90 COUPLINGS WITH “RESTRAINING SEAL” & PLASTISOL COATING

For Underground Steel Piping in



W-R#	Description
2816902	3/4" with Plastisol Coating
2816904	1" with Plastisol Coating
2816906	1 1/4" with Plastisol Coating
2816908	1 1/2" with Plastisol Coating
2816910	2" with Plastisol Coating

- See Con-Ed "Blue Book" Specifications for more details.
- Seal & Restraint coupling



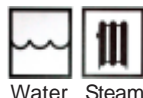
STYLE 90 COUPLINGS FOR STEAM



Max Temp: 1200°



Carded Glass Gasket



Water Steam

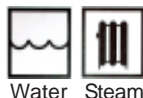
W-R#	Description	
2814402	1/2"	Style 90 - Hi Temp
2814404	3/4"	Style 90 - Hi Temp
2814406	1"	Style 90 - Hi Temp
2814408	1 1/4"	Style 90 - Hi Temp
2814410	1 1/2"	Style 90 - Hi Temp
2814412	2"	Style 90 - Hi Temp

- Carded Fiberglass. Withstands temperatures to 1200°. Good for Industrial & Commercial Steam Applications.

STYLE 165 "PLUS-TEMP" COUPLINGS



- Perfect for emergency residential and low pressure steam line repairs
- Alternative to style 90 couplings with high temp gaskets
- Rated to 150 PSI, at temperatures up to 350°

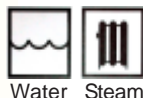


Water Steam

W-R#	Description	
2818002	1/2"	Short #165
2818004	3/4"	Short #165
2818006	1"	Short #165
2818008	1 1/4"	Short #165
2818010	1 1/2"	Short #165
2818012	2"	Short #165

W-R#	Description	
2818102	1/2"	Long #165
2818104	3/4"	Long #165
2818106	1"	Long #165
2818108	1 1/4"	Long #165
2818110	1 1/2"	Long #165
2818112	2"	Long #165

STYLE 119 "HI-TEMP" WRAP-AROUND CLAMPS





Water Steam

W-R#	Diameter x Length		
2835002	1/2"	x 6"	"Hi Temp"
2835004	3/4"	x 6"	"Hi Temp"
2835006	1"	x 6"	"Hi Temp"
2835008	1 1/4"	x 6"	"Hi Temp"
2835010	1 1/2"	x 6"	"Hi Temp"
2835012	2"	x 6"	"Hi Temp"
2835014	2 1/2"	x 6"	"Hi Temp"
2835016	3"	x 6"	"Hi Temp"
2835018	4"	x 6"	"Hi Temp"



STYLE 60 & 160 BELL JOINT CLAMPS FOR CAST IRON HUB & SPIGOT PIPE



For Leaking or Separated Hub & Spigot Joints



W-R#	Description
2821004	For 4" Cast Iron Hub/Spigot
2821006	For 6" Cast Iron Hub/Spigot
2821008	For 8" Cast Iron Hub/Spigot
2821010	For 10" Cast Iron Hub/Spigot
2821012	For 12" Cast Iron Hub/Spigot
2821014	For 14" Cast Iron Hub/Spigot
2821016	For 16" Cast Iron Hub/Spigot
2821018	For 18" Cast Iron Hub/Spigot
2821020	For 20" Cast Iron Hub/Spigot
2821024	For 24" Cast Iron Hub/Spigot

- Fusion bonded epoxy coating
- Permanently stops leaks through joints of bell & spigot joints

STYLE 175 GTO/CURB VALVES



W-R#	Description
2817102	3/4" #175 GTO Valve
2817104	1" #175 GTO Valve
2817106	1 1/4" #175 GTO Valve
2817108	1 1/2" #175 GTO Valve
2817110	2" #175 GTO Valve

- FIP x FIP
- Tamper-proof design

STYLE 275 LOCK WING METER VALVES



W-R#	Description
2817150	3/4" #275 Lockwing
2817152	1" #275 Lockwing
2817154	1 1/4" #275 Lockwing

- FIP x FIP
- Tamper-proof design



**Parts for
Style 38
Couplings**



**WATER
SERVICE**

Plain Grade 27
Buna-S gasket

W-R#	Description
2817602	1/2"
2817604	3/4"
2817606	1"
2817608	1 1/4"
2817610	1 1/2"
2817612	2"
2817614	2 1/2"
2817616	3"
2817618	3 1/2"
2817620	4"
2817622	5"
2817624	6"
2817626	8"
2817628	10"
2817630	12"



**GAS
SERVICE**

Armored Grade 27
Buna-S gasket.
Brass coil provides
additional conduct-
ivity.

W-R#	Description
2817502	1/2"
2817504	3/4"
2817506	1"
2817508	1 1/4"
2817510	1 1/2"
2817512	2"
2817514	2 1/2"
2817516	3"
2817518	3 1/2"
2817520	4"
2817522	5"
2817524	6"
2817526	8"
2817528	10"
2817530	12"



**OIL
SERVICE**

Grade 42 BUNA-N
Gaskets for fuel oil &
gasoline.

W-R#	Description
2801462	2"
2801464	2 1/2"
2801466	3"
2801467	3 1/2"
2801468	4"
2801470	5"
2801472	6"
2801474	8"
2801476	10"
2801478	12"



**HI-TEMP
CARDED GLASS**

For steam & air
applications up to
1200°

W-R#	Description
2817276	1/2"
2817278	3/4"
2817280	1"
2817282	1 1/4"
2817284	1 1/2"
2817286	2"
2817288	2 1/2"
2817302	3"
2817303	3 1/2"
2817304	4"



NUTS & BOLTS

Dresserloy® Carbon Steel Epoxy-
coated bolts & nuts/

W-R#	Description
2818312	5/8" x 8 1/4" Nut & Bolt
2818314	5/8" x 10 3/4" Nut & Bolt

- Also available in 304 Stainless Steel
and 316 Stainless Steel