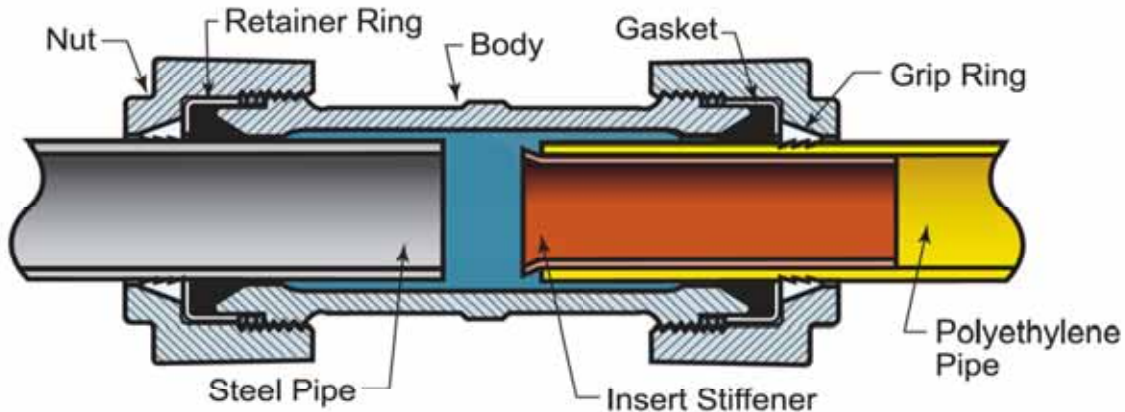


Style 90 Universal Products

Dresser® Style 90 “Universal” couplings and fittings create a seal & restraining connection when joining any combination of steel and polyethylene pipe!



There's no need for special tools or procedures with the Dresser “Universal” Style 90 product line. With minimal training, you can make quick, consistent and reliable joints on Steel to Steel, Steel to PE, or PE to PE pipe connections...using a common pipe wrench.

The “Universal” Style 90 product line is available in nominal IPS sizes 3/4", 1", 1-1/4", 1-1/2" and 2". Couplings can be ordered with either 5" or 10" middle rings. Also available are “Universal” ells, street tees, Tap-N-Valve® tees, reducing couplings, male adapters, line caps and curb valves.

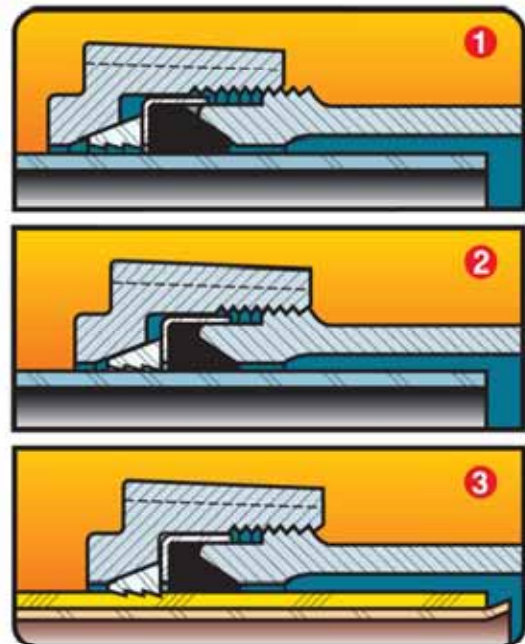
Dresser furnishes insert stiffeners for PE pipe in all SDR sizes commonly used in gas piping systems. Properly assembled plastic pipe joints made with the Dresser “Universal” Style 90 product line meet or exceed the requirements of D.O.T. 192.283(b).

Positive Pipe Restraint...

The “Universal” Style 90 locking design creates a positive pipe restraint. As the nut is tightened, it compresses the gasket, which forces the steel lock rings to collapse around the pipe end creating a strong grip. This gripping action actually increases as the pipe moves or attempts to pull out of the coupling.

Factory Applied Coatings...

“Universal” Style 90 couplings and fittings can be supplied with Dresser AL-CLAD™ factory-applied plastisol coating, which offers quality and integrity no field coating can approach. Plus, high dielectric strength in cathodically protected systems, and resistance to soil stress and fungi.



Illustrated above shows the Style 90 “Universal” end before tightening (1), after tightening onto steel pipe (2), and after tightening onto polyethylene pipe (3).

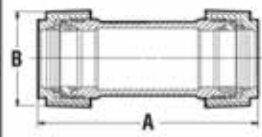
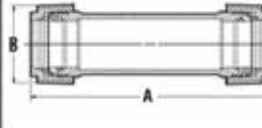
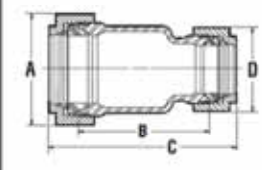
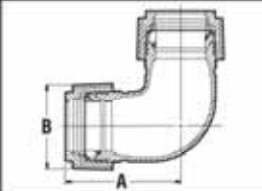
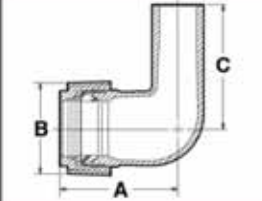
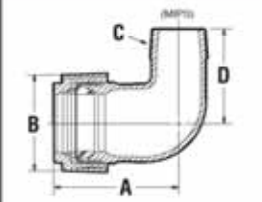


NOTE: Never install these products before reading the Installation Instructions and Warnings.

UNIVERSAL STYLE 90 - Seal & Restraining Connections

Couplings, Reducing Couplings, Ells


For Joining Steel Pipe to Steel Pipe

Nominal Size (I.D.) (In.)	Outside Diameter (O.D.) (In.)	SDR	E-Coat Part Number	Plastisol Part Number	Overall Dimensions						Dimension Drawing
					A	B	C	D	E	F	
COUPLINGS WITH 5" MIDDLE RING — STEEL x STEEL											
3/4	1.050	--	0090-5001-632	0090-5001-278	6 ¹³ / ₁₆	2 ⁷ / ₃₂	--	--	--	--	
1	1.315	--	0090-5002-632	0090-5002-278	6 ¹³ / ₁₆	2 ⁹ / ₁₆	--	--	--	--	
1 1/4	1.660	--	0090-5003-632	0090-5003-278	6 ¹³ / ₁₆	3	--	--	--	--	
1 1/2	1.900	--	0090-5004-632	0090-5004-278	6 ⁷ / ₈	3 ³ / ₈	--	--	--	--	
2	2.375	--	0090-5005-632	0090-5005-278	7	4	--	--	--	--	
COUPLINGS WITH 10" MIDDLE RING — STEEL x STEEL											
3/4	1.050	--	0090-5026-632	0090-5026-278	11 ¹³ / ₁₆	2 ⁷ / ₃₂	--	--	--	--	
1	1.315	--	0090-5027-632	0090-5027-278	11 ¹³ / ₁₆	2 ⁹ / ₁₆	--	--	--	--	
1 1/4	1.660	--	0090-5028-632	0090-5028-278	11 ¹³ / ₁₆	3	--	--	--	--	
1 1/2	1.900	--	0090-5029-632	0090-5029-278	11 ⁷ / ₈	3 ³ / ₈	--	--	--	--	
2	2.375	--	0090-5030-632	0090-5030-278	12	4	--	--	--	--	
REDUCING COUPLINGS — STEEL x STEEL											
1 x 3/4	--	--	0090-5016-632	0090-5016-278	2 ⁹ / ₁₆	5	6 ⁷ / ₈	2 ¹ / ₄	--	--	
1 1/4 x 3/4	--	--	0090-5017-632	0090-5017-278	3	5	6 ⁷ / ₈	2 ¹ / ₄	--	--	
1 1/4 x 1	--	--	0090-5018-632	0090-5018-278	3	5	6 ⁷ / ₈	2 ⁹ / ₁₆	--	--	
1 1/2 x 3/4	--	--	0090-5019-632	0090-5019-278	3 ³ / ₈	4 ³ / ₄	6 ¹¹ / ₁₆	2 ¹ / ₄	--	--	
1 1/2 x 1	--	--	0090-5020-632	0090-5020-278	3 ³ / ₈	5	6 ¹⁵ / ₁₆	2 ⁹ / ₁₆	--	--	
1 1/2 x 1 1/4	--	--	0090-5022-632	0090-5022-278	3 ³ / ₈	5	6 ¹⁵ / ₁₆	3	--	--	
2 x 3/4	--	--	0090-5023-632	0090-5023-278	4	4 ⁷ / ₈	6 ⁷ / ₈	2 ¹ / ₄	--	--	
2 x 1	--	--	0090-5024-632	0090-5024-278	4	5 ¹ / ₂	7 ¹ / ₂	2 ⁹ / ₁₆	--	--	
2 x 1 1/4	--	--	0090-5021-632	0090-5021-278	4	5	7	3	--	--	
2 x 1 1/2	--	--	0090-5025-632	0090-5025-278	4	5	7 ¹ / ₁₆	3 ³ / ₈	--	--	
90° ELL — STEEL x STEEL											
3/4	1.050	--	0090-5214-632	0090-5214-278	3 ²⁵ / ₃₂	2 ⁷ / ₃₂	--	--	--	--	
1	1.315	--	0090-5216-632	0090-5216-278	3 ²⁷ / ₃₂	2 ⁹ / ₁₆	--	--	--	--	
1 1/4	1.660	--	0090-5218-632	0090-5218-278	3 ²⁹ / ₃₂	3	--	--	--	--	
1 1/2	1.900	--	0090-5220-632	0090-5220-278	4 ⁵ / ₈	3 ³ / ₈	--	--	--	--	
2	2.375	--	0090-5222-632	0090-5222-278	4 ³ / ₄	4	--	--	--	--	
PLAIN END STREET ELL — STEEL x STEEL											
3/4	1.050	--	0090-5277-632	0090-5277-278	3 ²⁵ / ₃₂	2 ⁷ / ₃₂	3 ⁹ / ₁₆	--	--	--	
1	1.315	--	0090-5279-632	0090-5279-278	3 ²⁵ / ₃₂	2 ⁹ / ₁₆	3 ³ / ₈	--	--	--	
1 1/4	1.660	--	0090-5281-632	0090-5281-278	3 ²⁵ / ₃₂	3	4	--	--	--	
1 1/2	1.900	--	0090-5283-632	0090-5283-278	4 ¹ / ₂	3 ³ / ₈	4 ⁵ / ₁₆	--	--	--	
2	2.375	--	0090-5285-632	0090-5285-278	4 ⁵ / ₈	4	5 ¹ / ₈	--	--	--	
THREADED END STREET ELL — STEEL x STEEL											
1	1.315	--	0090-5291-632	0090-5291-278	3 ²⁵ / ₃₂	2 ⁹ / ₁₆	1	2 ⁵ / ₁₆	--	--	
1 1/4	1.660	--	0090-5293-632	0090-5293-278	3 ²⁵ / ₃₂	3	1 1/4	2 ⁷ / ₈	--	--	
2	2.375	--	0090-5297-632	0090-5297-278	4 ⁵ / ₈	4	2	3 ¹ / ₂	--	--	

NOTE: For Anode Connector, change detail code to: -682 for E-Coat or -283 for Plastisol.

Style 90 Universal Applicable Product Warnings

⚠ WARNING



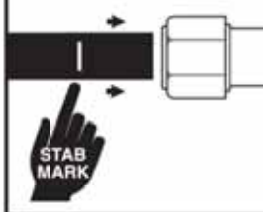
When pipe pullout could occur, pipe joint **MUST** be anchored. Failure to anchor pipe joint could result in escaping line content and cause property damage, serious injury or death.

⚠ WARNING



Use proper insert in P.E. pipe end. Improper insert could result in escaping line content that could cause property damage, serious injury or death.

⚠ WARNING



You **MUST** mark and stab the pipe into the fitting to the proper stab depth. Failure to do so could result in escaping line content that could cause property damage, serious injury or death.

NOTE: Never install these or any other Dresser products before reading the Installation Instructions and Warnings.

Piping Specialties

41 Fisher Avenue, Bradford, PA 16701

Phone: (814) 362-9200

Fax: (814) 362-9344

Email: dmdsales@dresser.com

© 2008 Dresser, Inc.



www.dresser.com

FORM NO. 90UN-294

Rev.708-S1.5M